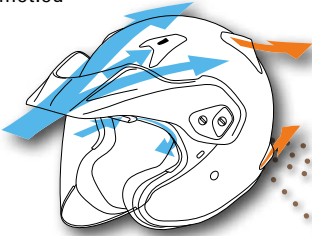


### Ventilation

Dual Intake designed for increased airflow and lower noise level, guiding fresh, cool air into the interior. One-piece rear exhaust extracts more hot air from the helmets interior and improves aerodynamics. Side vent exhausts produce low pressure behind the rear vent for better hot air extraction. Integrated in the shell for better aerodynamics, reduce wind noise and prevent buffeting at speed.



#### General

- ✓ Outer shell SFL

#### Ventilation

- ✓ Dual intake

#### Front ventilation

- ✓ Brow vents extended to temple area\*\*

#### Rear ventilation

- ✓ Neck exhaust vent
- ✓ One-piece rear exhaust

#### Interior

- ✓ Replaceable Cheek Pads
- ✓ Facial Contour System (FCS)
- ✓ 5mm "Peel Away" Ear cups/Cheek pads
- ✓ Replaceable Chinstrap covers

#### Approval

- ✓ ECE 22-05

\*\* Innovated and exclusively offered by Arai



**CT-F**  
**Gold Wing Grey**

Available sizes: XS-XXL




#### Aerodynamic peak

The peak offers protection against sunlight, while the large airstream opening between helmet and peak prevents the "grabbing" effect at highway speeds and offers aerodynamic stability.



#### Replaceable ear cups

Depending on the model, cheek pads, ear cups or the complete interior may be easily removed. All parts (replaceable or not) can be cleaned with lukewarm water and mild soap. Rinse well after cleaning and never dry in direct sunlight or near a heat source. Interior parts in different size thickness are available for a custom fit for every rider.



#### Outer Shell SFL

**SFL (Super Fibre Laminate)**  
Strict quality controlled construction using special fibre layers, crowded with fibres right to the shell surfaces and bonded with special resins formulated by Arai, to disperse impact energy over the widest possible area – the shell's main job – through strength, structural integrity and impact flexibility.



#### Brow vents

Fresh air can enter directly to the forehead area without the need for holes in this critical area of the shell and impact absorbing liner. For specific models the ventilation is extended to the temple area.



#### Extended sides


The outer shell has sides that are extended by three centimetres for more protection (as most impacts occur on the side of the helmet).



# GENERAL ARAI FEATURES

## Five times inspected

Each Arai helmet goes through five separate quality-control departments: after the shell is made, after painting and graphic completion, after assembly and two in-process inspections.



## Washable interior

The premium quality interior of any Arai helmet can be easily cleaned, in place, with mild soap and lukewarm water



## Handmade

It can take up to five years for our experts to earn the right to create an Arai shell. Each shell can take up to 27 steps and to build one Arai helmet will take about 18 man-hours.



## All-day comfort

All-day comfort with the Arai interior fit and shape together with the finest liner materials and the extensive ventilation system. And thanks to the perfect balance and weight distribution of the helmet, you hardly notice you are wearing an Arai.



## Penetration tested

All Arai helmets are penetration tested, although not required by European helmet standards. The Arai penetration test is performed with a 3kg test cone that strikes from a height of 3m on the helmet.



## Double-D ring device

The flat and D-shaped rings fit smooth against the chin. No moving parts, no corrosion problems and just pulling the tab is enough to loosen the fastener.




## Smooth shape, better protection

The smooth outer shell of Arai helmets is designed to glide without unnecessary resistance. You don't want to decelerate your helmet more than necessary. That's why all Arai vents and ducts are designed to break off during an impact.



## Hard outer shell, soft inner shell

Arai uses a very hard outer shell to spread impact forces and a soft inner shell to absorb remaining energy. The multiple-density EPS inner shell is made using a unique technology of combining three to five densities in various areas as a single component.



## Organic shape

The organic shape of an Arai outer shell offers a more natural appearance, seals better and conforms more to the head's natural shape for improved comfort, fit and to help minimize wind turbulence.



## 5-year limited warranty

All Arai helmets are warranted against defects in materials and workmanship, and are serviceable only for the properly fitted first user for 5 years from date of first use, but no more than 7 years from date of manufacture.



## Different outer shells

Unlike many other manufacturers Arai provides one size outer shell for each two-helmet sizes for most models. Together with different shaped outer shells for different models it is almost impossible not to find the fit you are looking for.



## Arai In-house test

This Arai helmet is designed to meet the stringent Arai In-house standard requirements, in addition to mandatory standards such as ECE 22-05 and voluntary standards such as SNELL M2015.

